



# Document exchange via Masévon Cryptshare

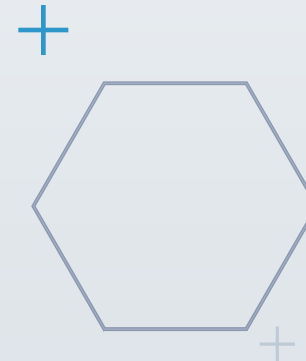
Author name: Ronald Beute  
Author function: Supplier Quality Engineer  
Version: V03.0  
Date: 02-03-2026  
Reviewed by: Rolf Schulte & Jan Willem Flim



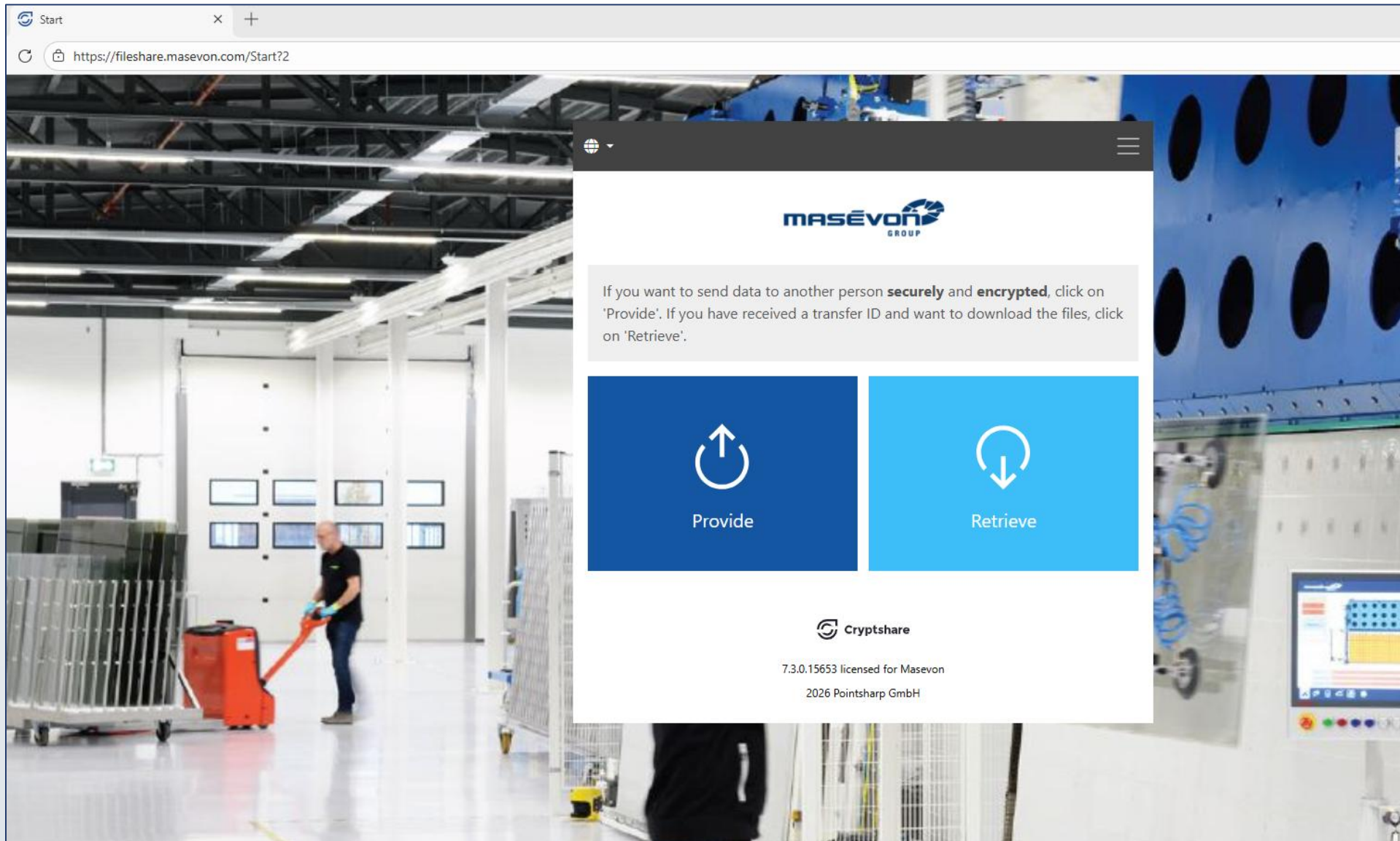
## > Document exchange via Masévon Cryptshare

To transfer documents protected by intellectual property (IP) rights **securely** and in **encrypted** form, the Masévon Group allows its suppliers to use a file-sharing solution via the following website:

<https://fileshare.masevon.com/>




# > Document exchange via Masévon Cryptshare



The screenshot shows a web browser window with the URL <https://fileshare.masevon.com/Start?2>. The background of the browser is a factory floor with a worker using a pallet jack. Overlaid on this is a white modal window with the Masévon Group logo at the top. Below the logo, there is a grey box with the text: "If you want to send data to another person **securely** and **encrypted**, click on 'Provide'. If you have received a transfer ID and want to download the files, click on 'Retrieve'". Below this text are two large buttons: a dark blue button with an upward arrow icon labeled "Provide" and a light blue button with a downward arrow icon labeled "Retrieve". At the bottom of the modal, the Cryptshare logo is displayed, followed by the text "7.3.0.15653 licensed for Masevon" and "2026 Pointsharp GmbH".

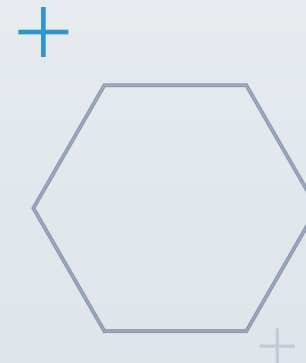
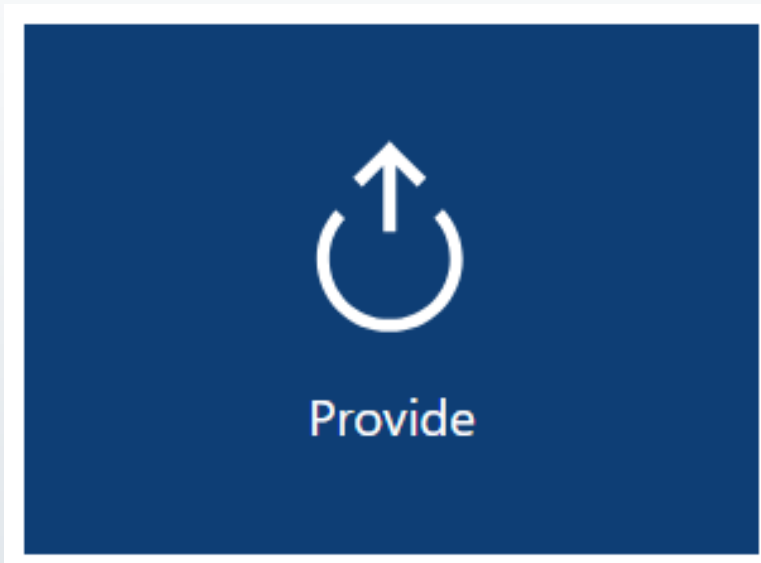
# › Document exchange via Masévon Cryptshare

An option to change the language can be found in the drop down next to the globe symbol.



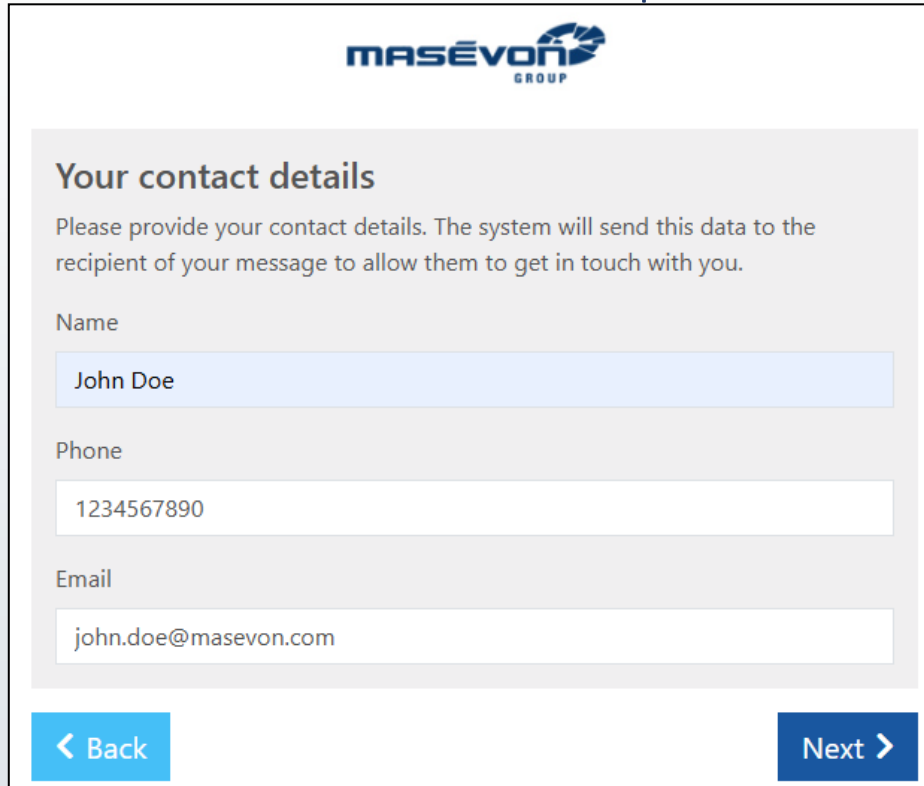
## > Document exchange via Masévon Cryptshare

To transfer documents protected by intellectual property (IP) rights **securely** and in **encrypted** form, click on 'Provide'.



# > Document exchange via Masévon Cryptshare

After choosing 'Provide', fill in your personal contact details and click on 'Next'. See example below.



The screenshot shows a web form titled "Your contact details" from Masévon Group. The form includes a header with the Masévon Group logo and a sub-header "Your contact details". Below the sub-header is a paragraph: "Please provide your contact details. The system will send this data to the recipient of your message to allow them to get in touch with you." The form contains three input fields: "Name" with the value "John Doe", "Phone" with the value "1234567890", and "Email" with the value "john.doe@masevon.com". At the bottom of the form are two buttons: a light blue "Back" button with a left arrow and a dark blue "Next" button with a right arrow.

**Note!** Only email addresses ending with *@masevon.com*



# Document exchange via Masévon Cryptshare

An email containing a unique **verification code** has been sent to your email address. Copy and paste this code into the verification bar.



If you can't find this email, please check your spam folder.

**MASEVON GROUP**

### Email Verification Required

An email containing a verification code was sent to **john.doe@masevon.com**. Please enter the code below to complete the verification process.

Verification

[← Back](#) [Next →](#)

**Cryptshare Verification**

**Cryptshare**  
Aan **Ronald Beute**

Als er problemen zijn met de weergave van dit bericht, klikt u hier om het in een webbrowser te bekijken.

**MASEVON GROUP**

## Verification

<https://fileshare.masevon.com/>

Dear Sir or Madam,

A verification of your email address is required.

**Verification Code**

**L8WpqRhKt7**

**Instructions**

1. Copy the verification code into your clipboard
2. Switch back to the Cryptshare verification page
3. Paste the verification code into the page and click 'Next'

Powered by **Pointsharp**

For further information please follow this link: [Cryptshare Documentation](#)  
This message has been generated automatically.

Met vriendelijke groeten / Kind Regards / Mit freundlichen grüßen,  
**Cryptshare**

# Document exchange via Masévon Cryptshare

Enter the email address(es) of the recipient(s). See example below.

### Recipients

Enter the email addresses of the recipients. You can insert email lists from external sources using the clipboard.

To Cc Bcc

Cc

Bcc

< Back Next >

The communication matrix for Masévon as stated in the MS 44 200 Supplier manual version 02.

Role	Communication scope	Communication topics	Email address
Operational Purchase	Day-to-day order management, delivery status, and scheduling	Order confirmations and status updates	<a href="mailto:inkoop@masevon.com">inkoop@masevon.com</a>
		Delivery delays	
		Shipping notices	
		Deviation requests	<a href="mailto:supplier.deviations@masevon.com">supplier.deviations@masevon.com</a>
Project Purchase	Coordination on project-specific needs, custom orders, and specifications	Project timelines and milestones	<i>Project buyers' email address</i>
		Specification clarifications	
		Issue escalation for project-specific needs	
Strategic Purchase	Long-term supplier relationship management, contract terms, and performance	Legal agreements	<a href="mailto:inkoop@masevon.com">inkoop@masevon.com</a>
		Supplier business reviews	
		Supplier performance and improvement plans	<a href="mailto:supplier.changes@masevon.com">supplier.changes@masevon.com</a>
Quality Control	Incoming inspection, quality checks, and documentation review	Documentation review and inspection results	<a href="mailto:certificates@masevon.com">certificates@masevon.com</a>
		Non-Conformance Reports (NCRs)	
		Required documentation for compliance and verification	
Supplier Quality Engineering (SQE)	Supplier audits, preventive & corrective actions, continuous improvement topics	Supplier evaluation	<i>Ronald Beute</i>
		Managing supplier quality	<a href="mailto:ronald.beute@masevon.com">ronald.beute@masevon.com</a>
		Supporting suppliers regarding processes, quality issues and actions	<i>Rolf Schulte</i> <a href="mailto:rsc@masevon.com">rsc@masevon.com</a>

# > Document exchange via Masévon Cryptshare

Add a confidential message. This message can only be opened and read after unlocking it with a password.

See example below.

### Confidential Message

Subject

Message

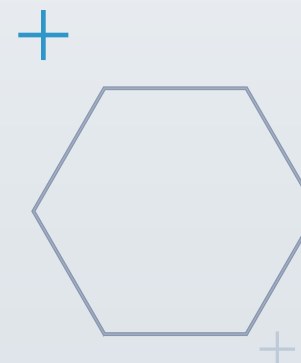
**B I U** ☰ ☷

Dear Ronald,

Hereby I sent you attached documents regarding the articles of order M70269876.

Regards,  
.....

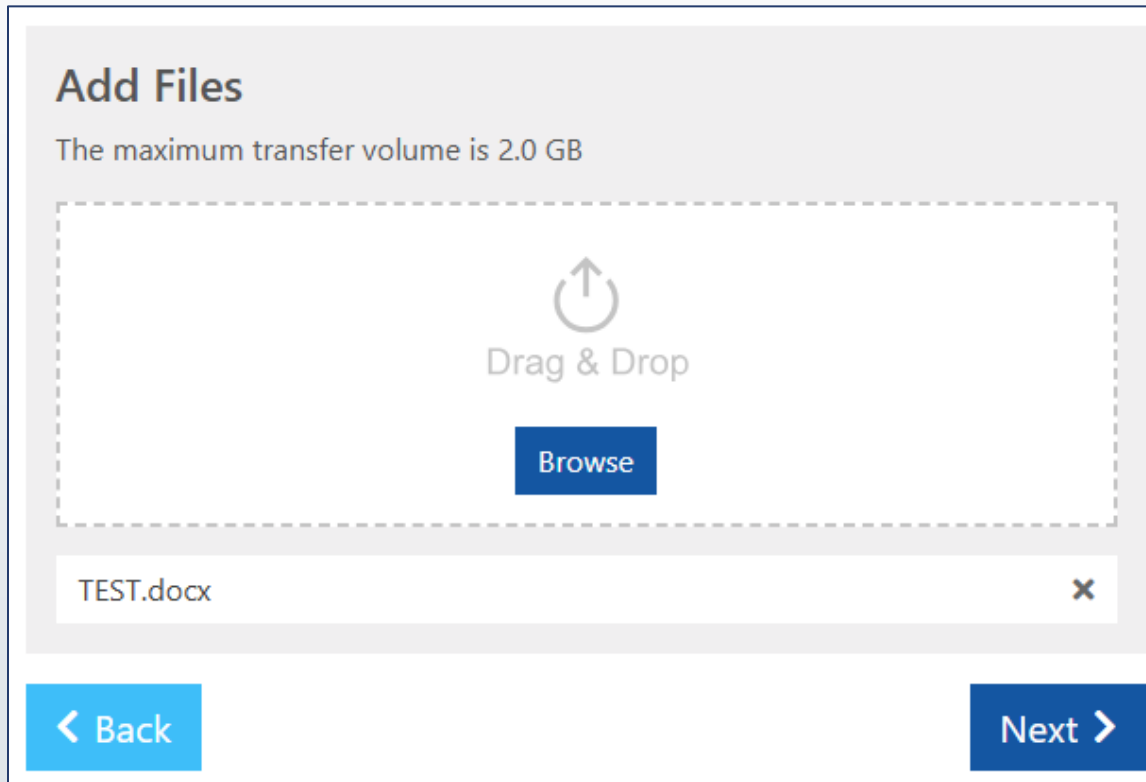
[< Cancel](#) [Save >](#)



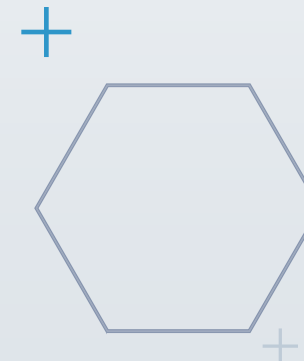
# > Document exchange via Masévon Cryptshare

Add files by browsing or by drag & dropping them onto the rectangular field. The maximum transfer volume is 2.0 GB.

See example below.



The screenshot shows the 'Add Files' interface. At the top, it says 'Add Files' and 'The maximum transfer volume is 2.0 GB'. Below this is a large dashed rectangular area for file upload. In the center of this area is an upward-pointing arrow icon and the text 'Drag & Drop'. Below the dashed area is a blue 'Browse' button. At the bottom of the dashed area, there is a file list showing 'TEST.docx' with a close button (x) to its right. At the bottom of the interface, there are two buttons: a blue '< Back' button on the left and a dark blue 'Next >' button on the right.



# > Document exchange via Masévon Cryptshare

We recommend you use the 'One-time password' and 'Generate password' options.

Don't forget to copy the generated password!!! See example below.

**Transfer Options**

Expiration Date: 07-03-2026

Recipient language: English

**Notification Options**

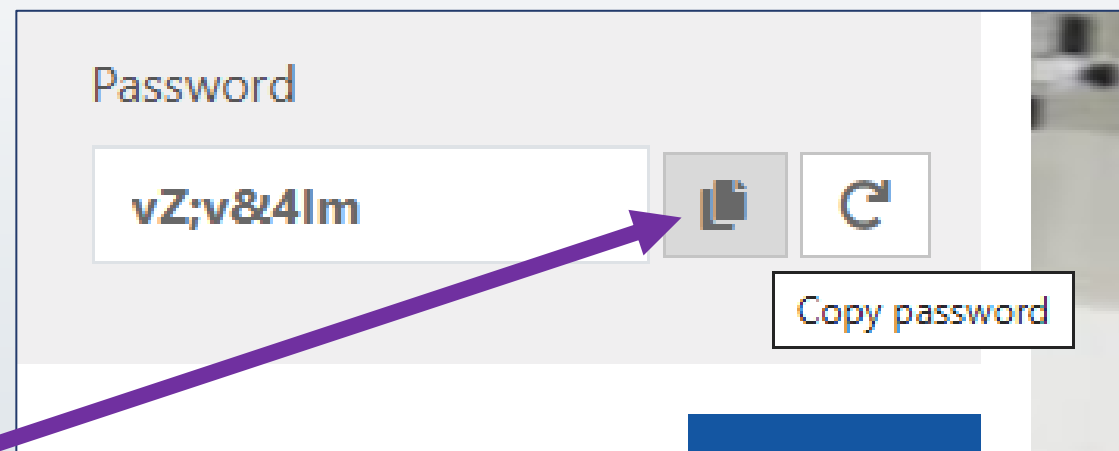
- Inform me as soon as a file has been retrieved
- Expose filenames in notification emails

**Security Settings**

- One-time password**  
\*\*\* Provide a password
- QUICK**  
Security without passwords
- Generate password**
- Enter password

Please share the password with the recipients.

Generate password selected. Password field: vZ;v&4lm



# > Document exchange via Masévon Cryptshare

Recipient Notification.

See example below.

## Recipient Notification

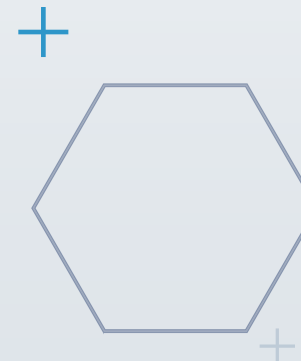
Subject

Files (2) from Ronald Beute: Confidential Message.eml,TEST.docx

Message

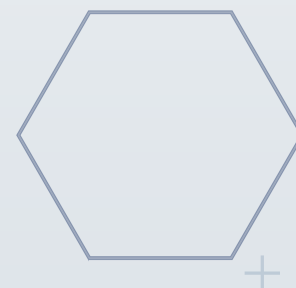
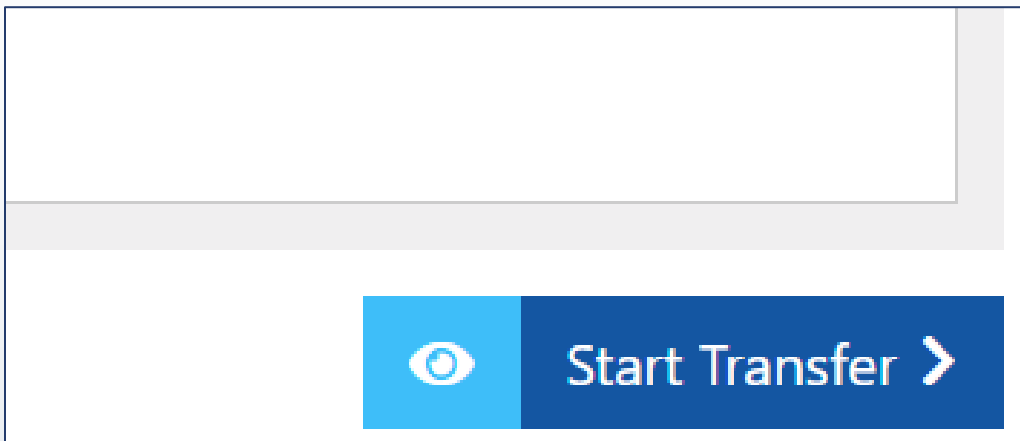
**B I U S** ☰ ☰

Dear Sir or Madam,  
Confidential data has been sent to you by Ronald Beute. You can download the data until **07, Mar 2026**. After the expiration date has exceeded the data will be deleted automatically from the server.  
The transfer is secured by encryption.




# > Document exchange via Masévon Cryptshare

Start Transfer



# > Document exchange via Masévon Cryptshare

Transfer completed. See details of the transfer.



# > Document exchange via Masévon Cryptshare

Send the unique **password** which has been copied to the recipients via a separate email.

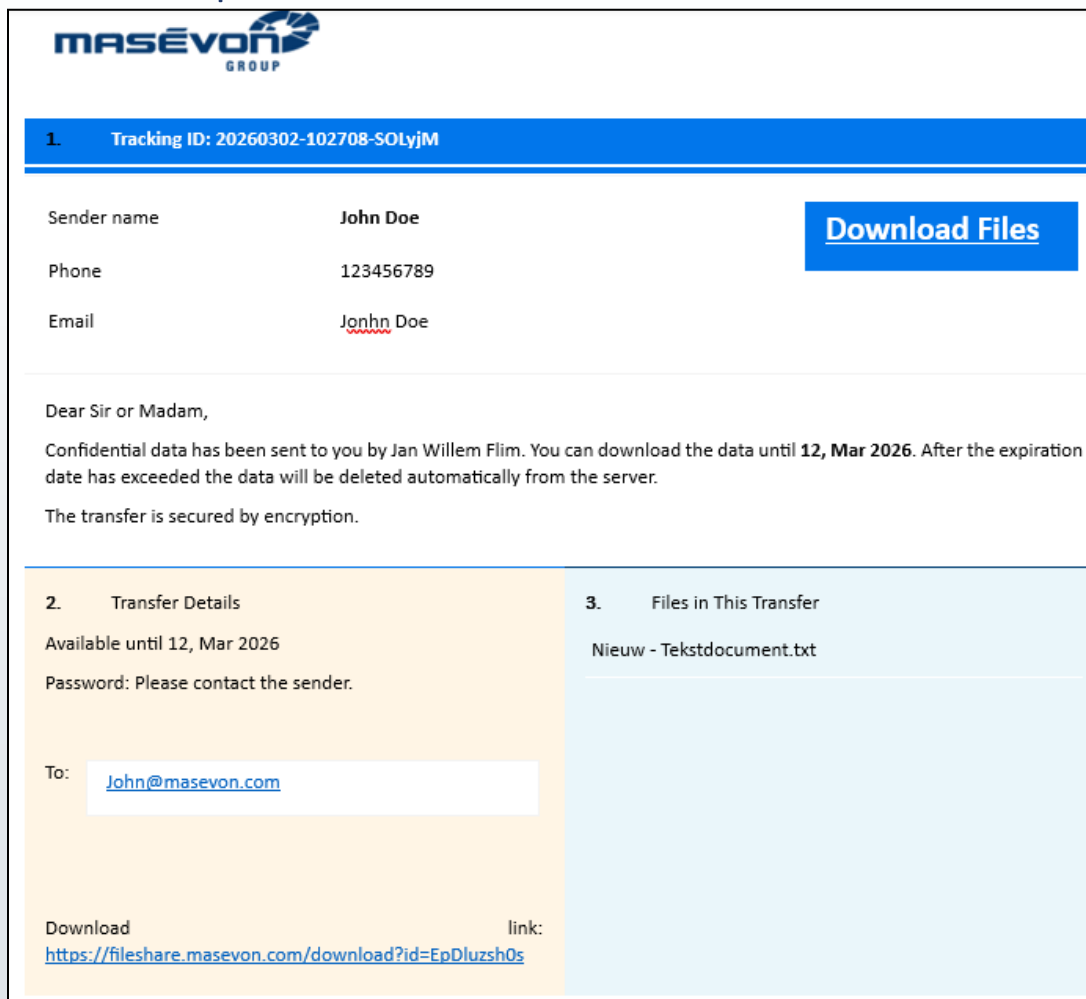
In this example, see below unique password.

Password

**vZ;v&4lm**

# > Document exchange via Masévon Cryptshare

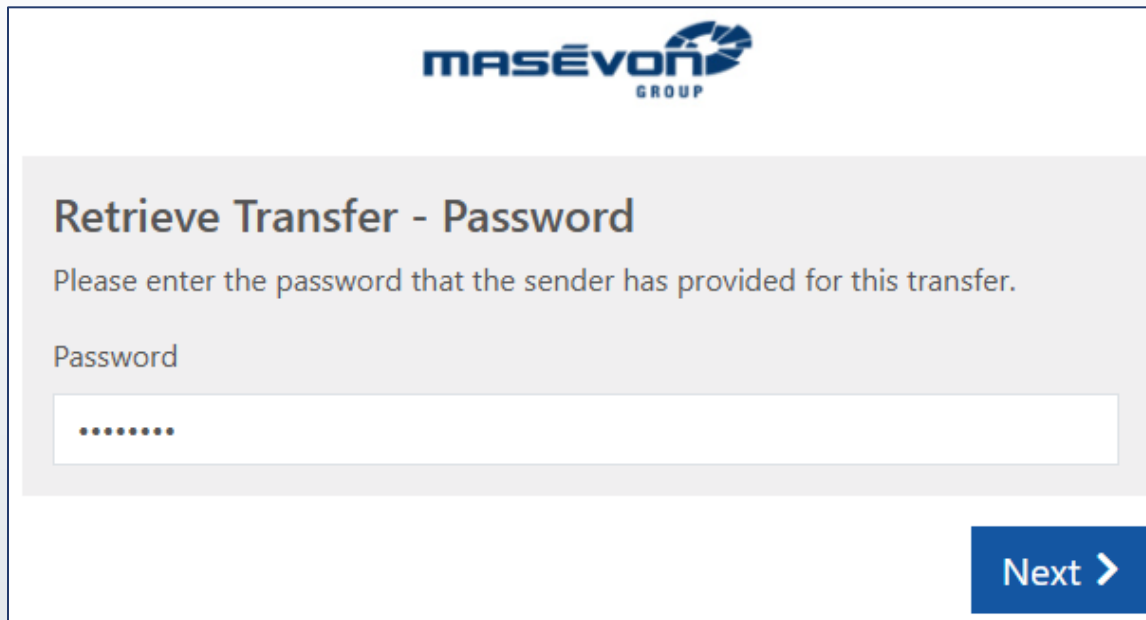
The recipients have received an email. See example below.



The screenshot shows an email notification from Masévon Group. At the top left is the Masévon Group logo. Below it is a blue header bar with the text "1. Tracking ID: 20260302-102708-SOLyjIM". The main body of the email contains sender information: "Sender name: John Doe", "Phone: 123456789", and "Email: John Doe". A blue button labeled "Download Files" is positioned to the right of the sender information. Below this is a salutation "Dear Sir or Madam," followed by a paragraph of text: "Confidential data has been sent to you by Jan Willem Flim. You can download the data until 12, Mar 2026. After the expiration date has exceeded the data will be deleted automatically from the server. The transfer is secured by encryption." The bottom section is divided into two columns. The left column, titled "2. Transfer Details", shows "Available until 12, Mar 2026" and "Password: Please contact the sender." Below this is a "To:" field with the email address "John@masevon.com". The right column, titled "3. Files in This Transfer", lists "Nieuw - Tekstdocument.txt". At the bottom left, there is a "Download link:" followed by the URL "https://fileshare.masevon.com/download?id=EpDluzsh0s".

# > Document exchange via Masévon Cryptshare

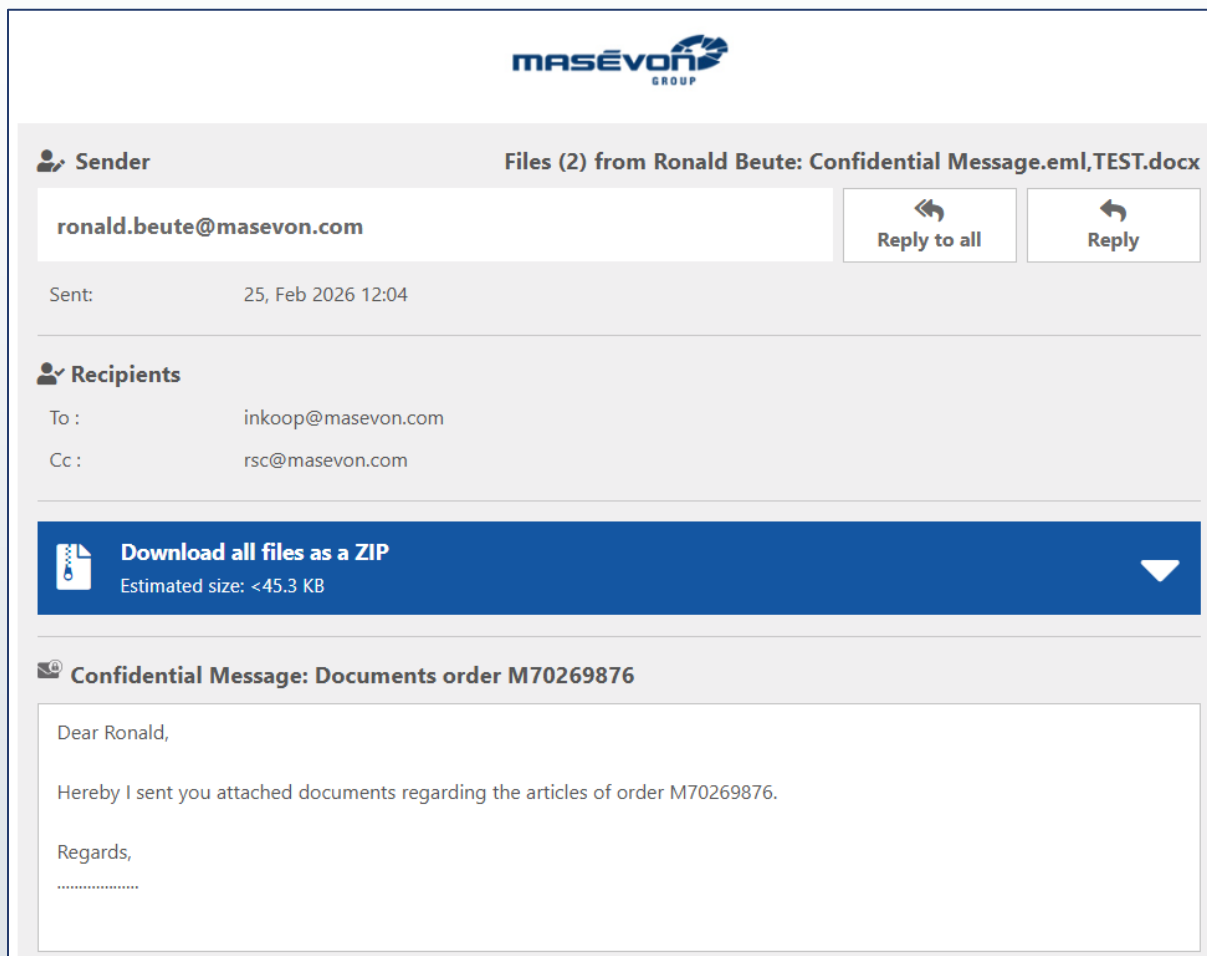
The recipients can now download the files by entering the unique password. See example below.



The screenshot shows a web interface for Masévon Group. At the top center is the Masévon Group logo. Below it, the heading "Retrieve Transfer - Password" is displayed in a grey box. Underneath the heading, the instruction "Please enter the password that the sender has provided for this transfer." is shown. A label "Password" is positioned above a text input field that contains seven dots. At the bottom right of the form is a blue button with the text "Next >".

# > Document exchange via Masévon Cryptshare

The recipients can now download the files.



**MASEVON GROUP**

**Sender** Files (2) from Ronald Beute: Confidential Message.eml, TEST.docx

ronald.beute@masevon.com

Sent: 25, Feb 2026 12:04

**Recipients**

To: inkoop@masevon.com

Cc: rsc@masevon.com

**Download all files as a ZIP**  
Estimated size: <45.3 KB

**Confidential Message: Documents order M70269876**

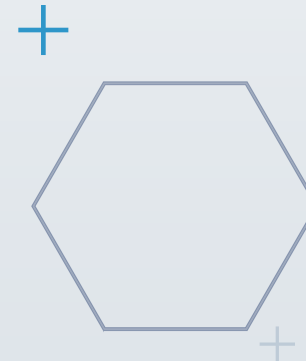
Dear Ronald,

Hereby I sent you attached documents regarding the articles of order M70269876.

Regards,  
.....

# > Document exchange via Masévon Cryptshare

If you have received a transfer ID and want to download the files, click on 'Retrieve'.



# > Document exchange via Masévon Cryptshare

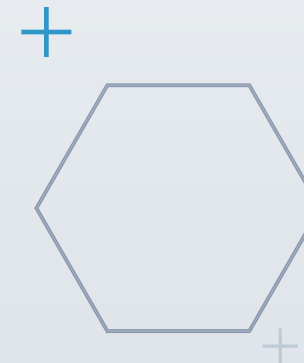
If you have received a transfer ID and want to download the files, click on 'Retrieve' and fill out the Transfer ID.

### Retrieve Transfer - Transfer ID

Please enter the transfer ID of the transfer you want to receive.

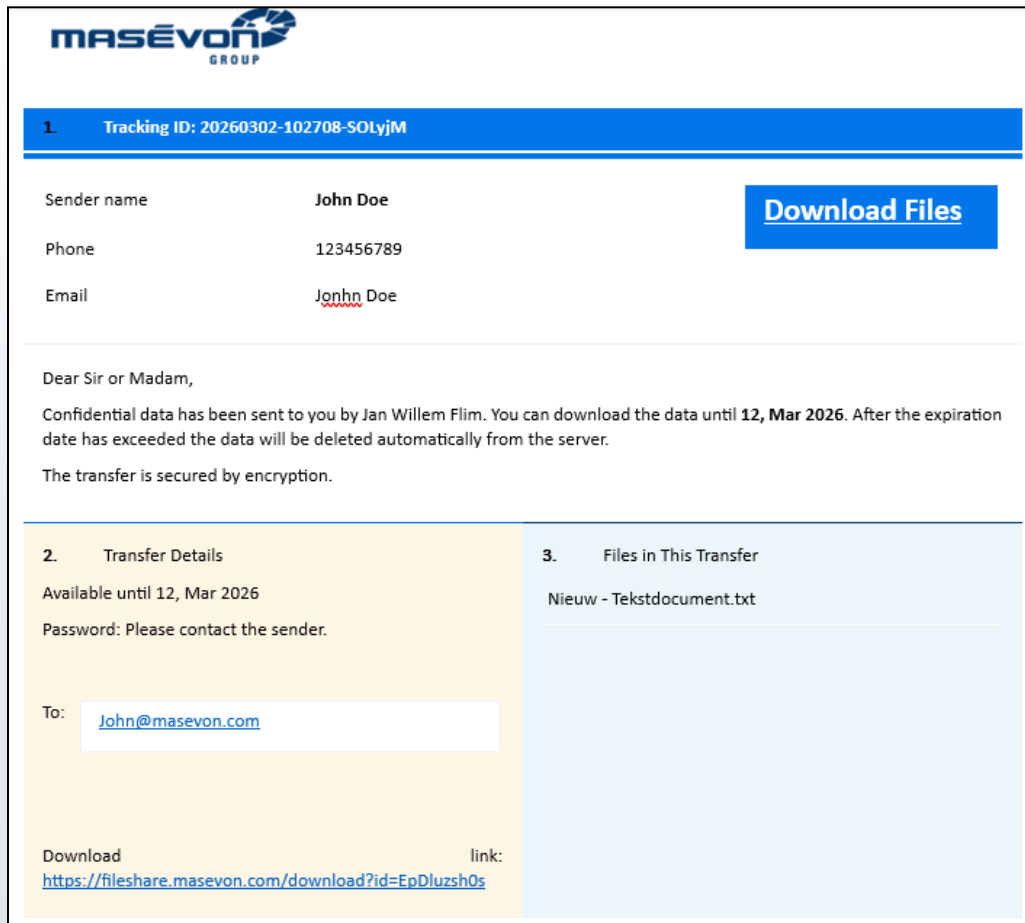
Transfer ID

[< Back](#) [Next >](#)



# > Document exchange via Masévon Cryptshare

Or if you have received an email from Cryptshare you can click on the blue “Download Files” button. See example below.

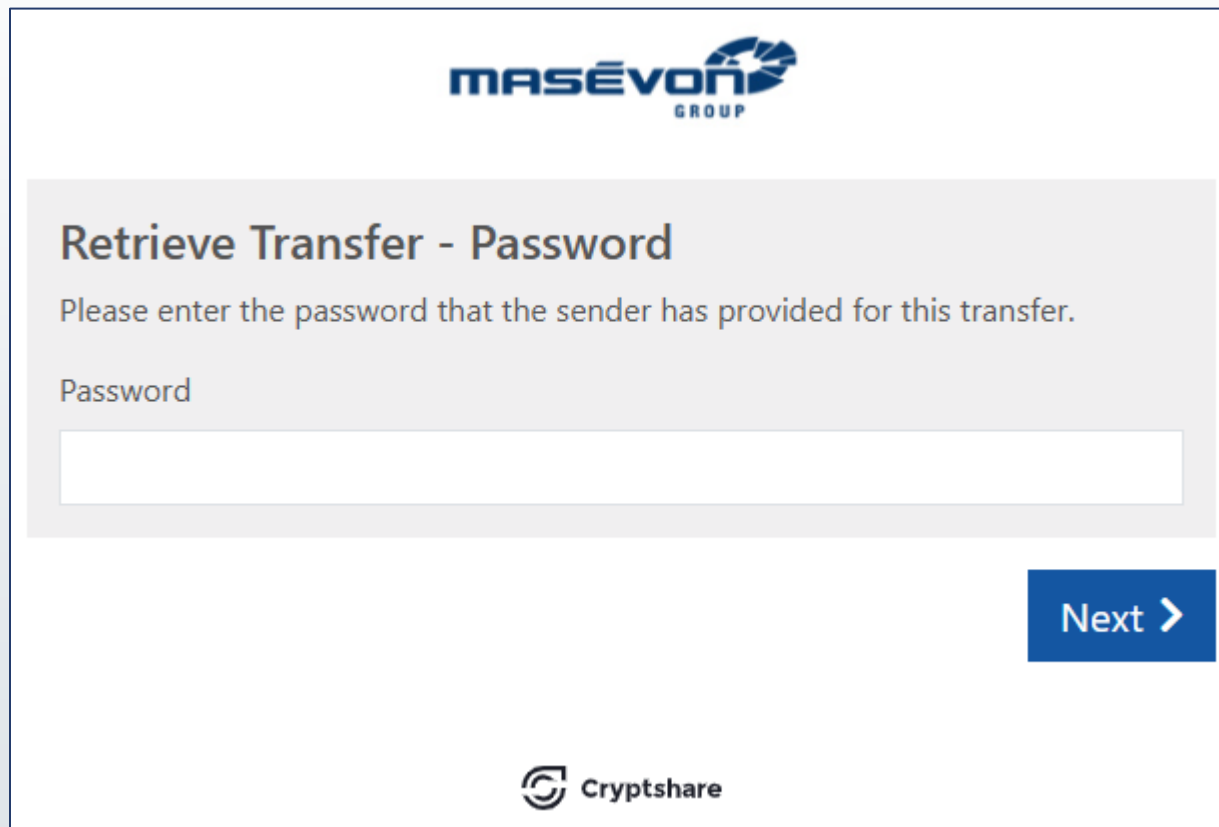


The screenshot shows an email interface for Masévon Group. At the top left is the Masévon Group logo. Below it is a blue header bar with the text "1. Tracking ID: 20260302-102708-SOLyjM". The main content area is divided into two columns. The left column contains sender information: "Sender name: John Doe", "Phone: 123456789", and "Email: Jonhn Doe". A blue button labeled "Download Files" is positioned to the right of the sender name. The right column contains a message: "Dear Sir or Madam, Confidential data has been sent to you by Jan Willem Flim. You can download the data until 12, Mar 2026. After the expiration date has exceeded the data will be deleted automatically from the server. The transfer is secured by encryption." Below the message is a section titled "2. Transfer Details" with the text "Available until 12, Mar 2026" and "Password: Please contact the sender." To the right of this is a section titled "3. Files in This Transfer" listing "Nieuw - Tekstdocument.txt". At the bottom left, there is a "To:" field with the email address "John@masevon.com" and a "Download link:" with the URL "https://fileshare.masevon.com/download?id=EpDluzsh0s".

# > Document exchange via Masévon Cryptshare

Fill out the separately received password from the sender.

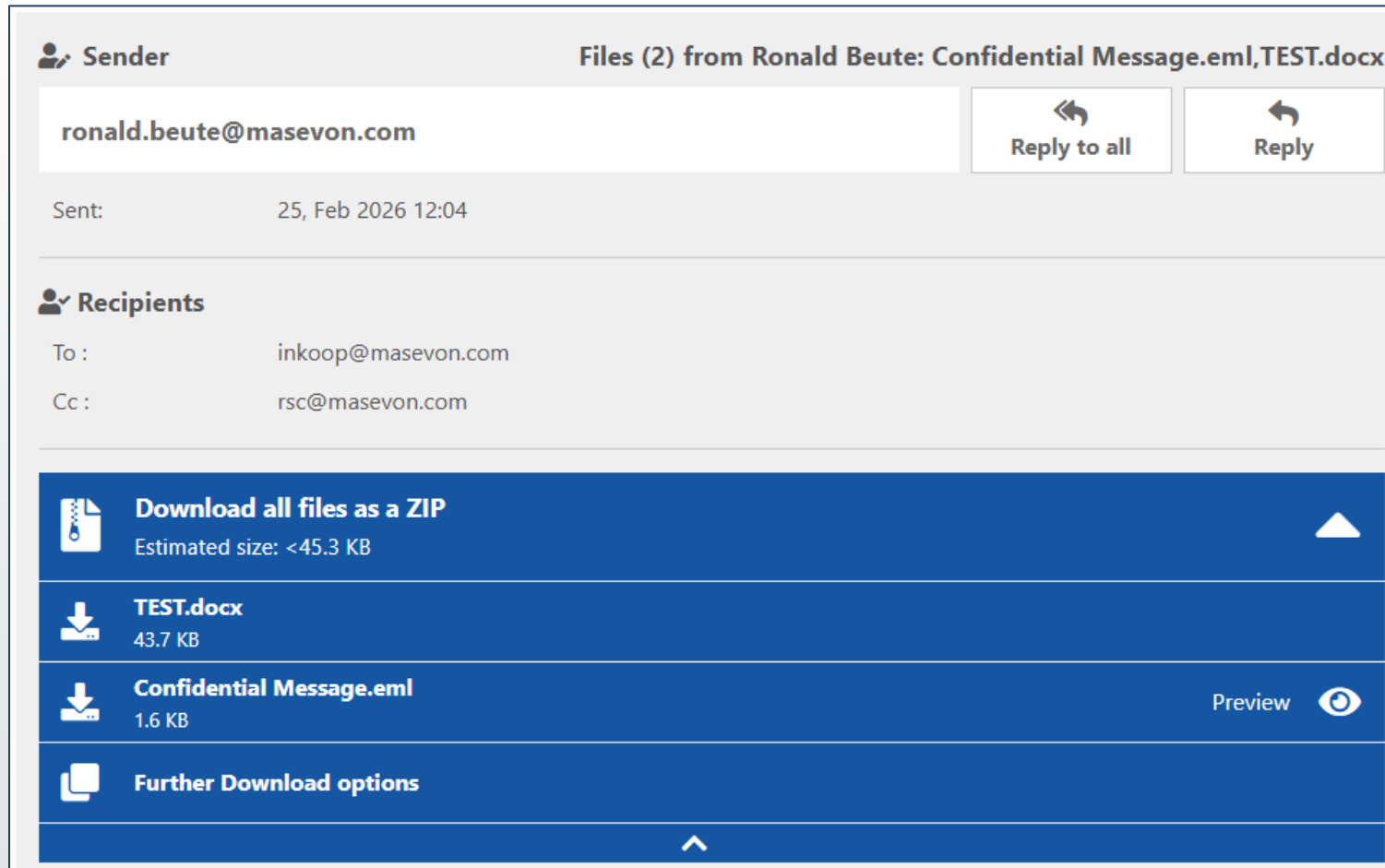
See example below.



The screenshot shows the Masévon Group logo at the top. Below it is a grey box with the title "Retrieve Transfer - Password" and the instruction "Please enter the password that the sender has provided for this transfer." There is a text input field labeled "Password" and a blue "Next >" button. At the bottom of the page is the Cryptshare logo.

# > Document exchange via Masévon Cryptshare

Download and save the files. See example below in the blue section.



**Sender** Files (2) from Ronald Beute: Confidential Message.eml,TEST.docx

ronald.beute@masevon.com

Sent: 25, Feb 2026 12:04

**Recipients**

To: inkoop@masevon.com

Cc: rsc@masevon.com

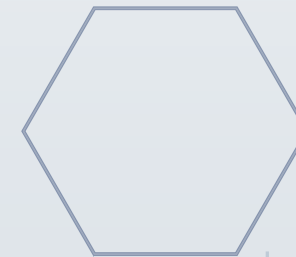
**Download all files as a ZIP**  
Estimated size: <45.3 KB

**TEST.docx**  
43.7 KB

**Confidential Message.eml**  
1.6 KB Preview

**Further Download options**

# › Document exchange via Masévon Cryptshare



+

# Make complex easy

+